

Prices - Mar-24

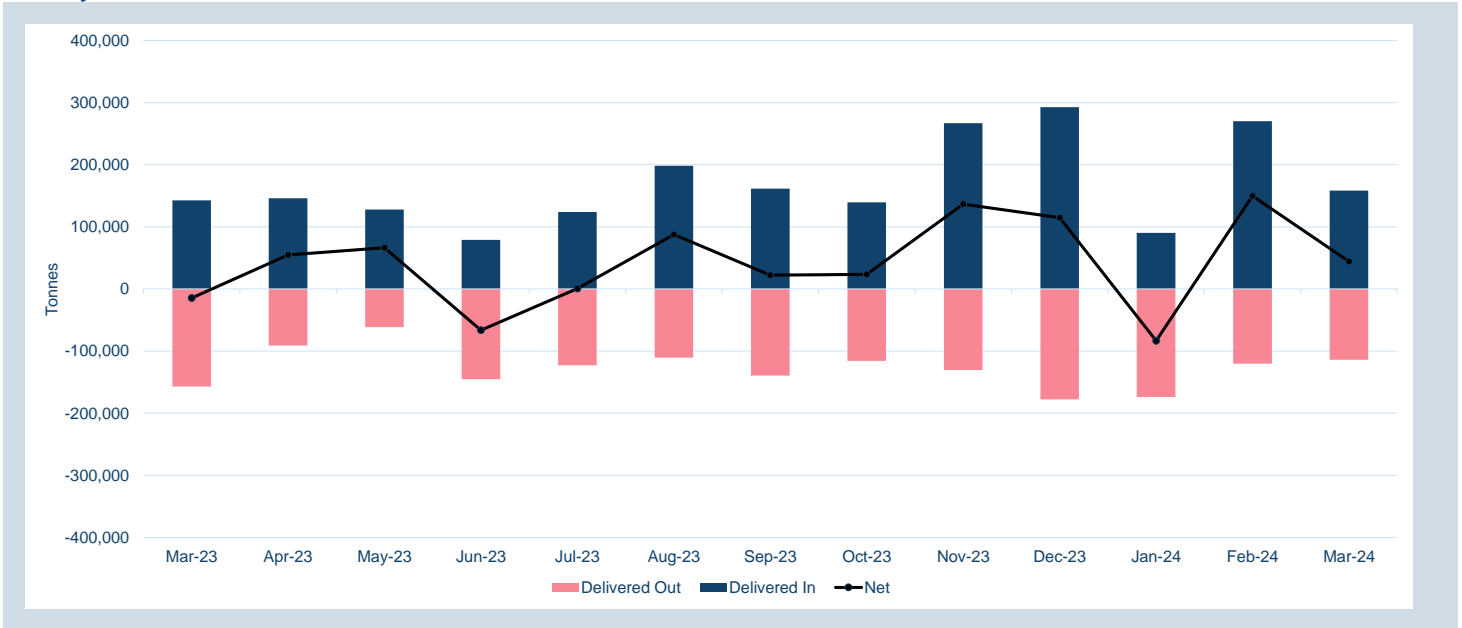
Contract	Official Cash Settlement Price				Official 3 Month Price			
	Average	Low	High	*M/M Change %	Average	Low	High	M/M Change %
LME Aluminium	\$2,222.35	\$2,182.50	\$2,275.50	1.8%	\$2,269.35	\$2,222.00	\$2,324.50	2.3%
LME Aluminium Alloy	\$1,820.00	\$1,820.00	\$1,820.00	0.0%	\$1,820.00	\$1,820.00	\$1,820.00	0.0%
LME NASAAC	\$2,309.75	\$2,305.00	\$2,400.00	0.2%	\$2,309.75	\$2,305.00	\$2,400.00	0.2%
LME Copper	\$8,675.63	\$8,394.00	\$8,973.00	4.4%	\$8,777.90	\$8,479.00	\$9,083.00	4.4%
LME Lead	\$2,056.90	\$1,965.00	\$2,164.00	-1.3%	\$2,078.80	\$2,005.00	\$2,160.00	0.1%
LME Nickel	\$17,432.75	\$16,330.00	\$18,165.00	6.9%	\$17,675.75	\$16,560.00	\$18,445.00	6.6%
LME Tin	\$27,446.00	\$26,150.00	\$28,550.00	4.9%	\$27,580.50	\$26,400.00	\$28,725.00	4.5%
LME Zinc	\$2,462.40	\$2,362.50	\$2,535.00	4.1%	\$2,504.68	\$2,408.00	\$2,572.50	4.7%
LME Cobalt	\$28,278.50	\$28,205.00	\$28,365.00	-0.1%	\$28,550.00	\$28,550.00	\$28,550.00	-0.6%

* Percentage change in average price from previous month

Warehouse stock movements (tonnes) - Mar-24

Contract	Delivered In	Delivered Out	Net	Closing
LME Aluminium	6,375	44,050	37,675	551,400
LME Aluminium Alloy	-	-	-	1,600
LME NASAAC	-	220	220	240
LME Copper	15,225	24,675	9,450	111,925
LME Lead	100,675	6,500	94,175	273,425
LME Nickel	6,810	2,826	3,984	77,772
LME Tin	395	1,490	1,095	4,585
LME Zinc	28,850	34,275	5,425	270,525
LME Cobalt	-	-	-	92
Total	158,330	114,036	44,294	1,291,564

Monthly Warehouse Stock Movements



© The London Metal Exchange - An HKEX Company. 10 Finsbury Square, London EC2A 1AJ

The information contained within this presentation is for illustrative and educational purposes only and should not be relied upon in making any investment decision. The past performance of any commodity, derivative or other product referred to in the presentation cannot be relied upon as a guide to its future performance. Whilst every effort has been made to ensure the information is up-to-date and correct, the LME cannot guarantee that it is completely accurate and free from human error. The information is published "as is" without any warranty of any kind, express or implied, as to accuracy of the information and the LME shall not be liable for any losses or damage that may result from use of the presentation as a consequence of any inaccuracies in, or any omissions from, the information which it may contain. The information may not be reproduced, distributed or transmitted to any other person or incorporated in any way into another publication or other material.

Volumes - Mar-24

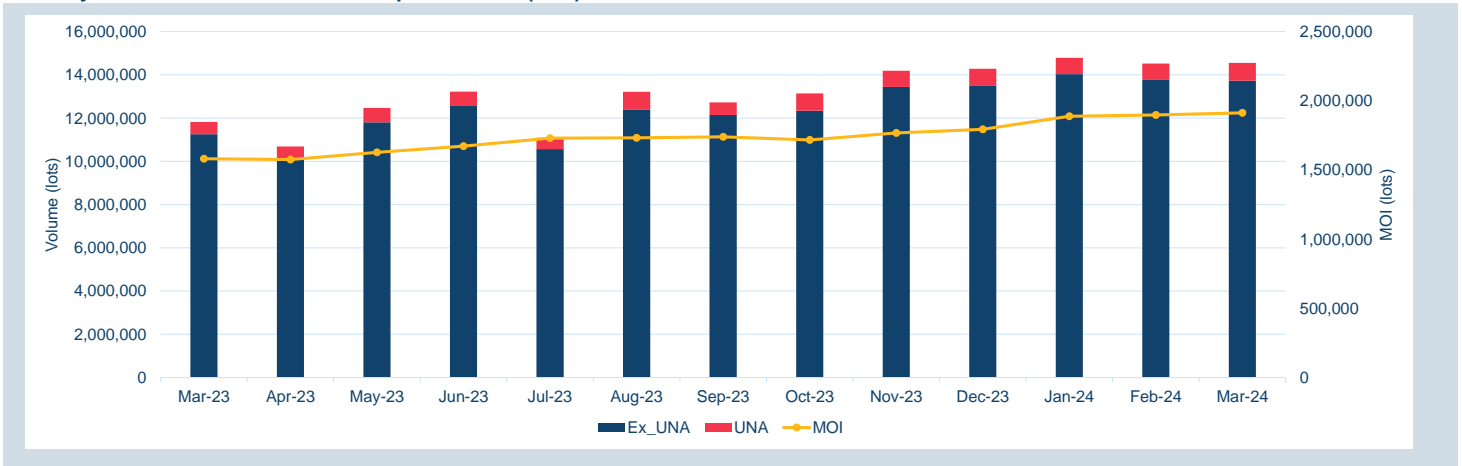
Contract	ADV (lots)	ADV Y/Y change % *	Volume Year to date (lots)	Tonnes Year to date (millions)	Futures Market Open Interest **
Non-ferrous metals (futures, traded options and TAPOs)					
LME Aluminium	264,460	29.1%	17,241,630	431	776,497
LME Aluminium Alloy	1	130.0%	91	0	8
LME NASAAC	-	-100.0%	-	-	-
LME Copper	167,266	22.3%	9,855,056	246	390,323
LME Lead	89,515	81.1%	5,004,724	125	176,697
LME Nickel	74,937	99.6%	4,106,556	25	228,999
LME Tin	6,856	49.1%	398,606	2	20,854
LME Zinc	118,880	52.8%	6,916,180	173	286,924
LME M A Futures***	314	99.9%	16,207	0	7,784
LMEminis	-	-	-	-	-
LME Premiums					
LME Aluminium Premium Duty paid US Midwest (Platts)	-	-100.0%	-	-	300
LME Aluminium Premium Duty Paid European (Fastmarkets MB)	24	-31.3%	3,180	0	1,586
Minor Metals (futures)					
LME Cobalt	-	-100.0%	120	0	40
Ferrous (futures)					
LME Steel HRC FOB China (Argus)	42	-56.8%	6,890	0	1,104
LME Steel HRC N. America (Platts)	-	-	-	-	-
LME Steel Scrap CFR Turkey (Platts)	5,066	125.1%	300,885	3	20,051
LME Steel Scrap CFR India (Platts)	-	-100.0%	45	0	1
LME Steel Rebar FOB Turkey (Platts)	209	-53.8%	9,233	0	1,629
LME Steel Scrap CFR Taiwan (Argus)	1	-55.0%	57	0	9
LME HRC NW Europe (Argus)	-	-	-	-	-
Precious (futures)					
LME Gold	-	-	-	-	-
Total	727,571	41.6%	43,859,460	1,006	1,912,806
Total (excl. UNA)	686,365				

*Percentage year-on-year change between current month and corresponding month in the previous year.

**Last trading day of month

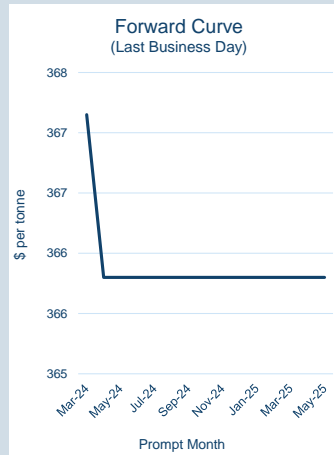
***LME Monthly Average Futures include contracts for aluminium, aluminium alloy, NASAAC, copper, nickel, lead, tin and zinc

Monthly Volumes & Futures Market Open Interest (MOI)



© The London Metal Exchange - An HKE^X Company. 10 Finsbury Square, London EC2A 1AJ

The information contained within this presentation is for illustrative and educational purposes only and should not be relied upon in making any investment decision. The past performance of any commodity, derivative or other product referred to in the presentation cannot be relied upon as a guide to its future performance. Whilst every effort has been made to ensure the information is up-to-date and correct, the LME cannot guarantee that it is completely accurate and free from human error. The information is published "as is" without any warranty of any kind, express or implied, as to accuracy of the information and the LME shall not be liable for any losses or damage that may result from use of the presentation as a consequence of any inaccuracies in, or any omissions from, the information which it may contain. The information may not be reproduced, distributed or transmitted to any other person or incorporated in any way into another publication or other material.

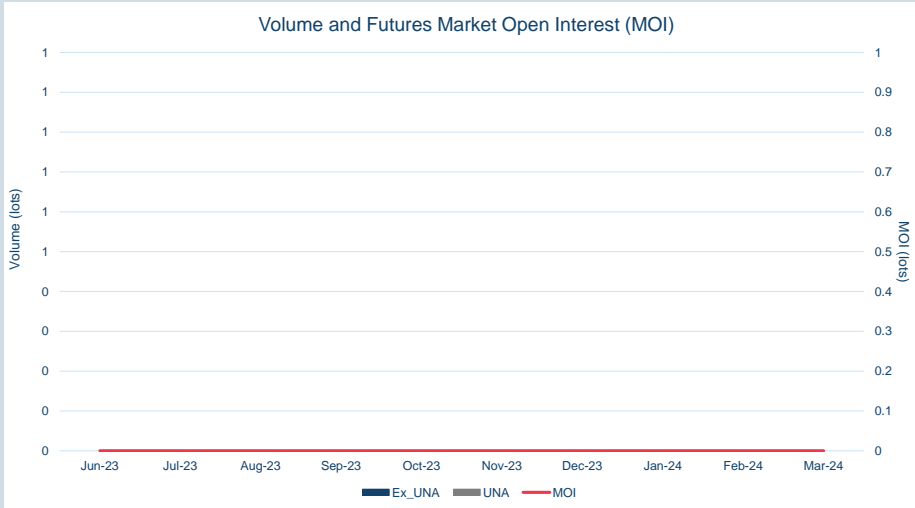


Front Month	
Average	\$366.77
Minimum	\$365.00
Maximum	\$368.45

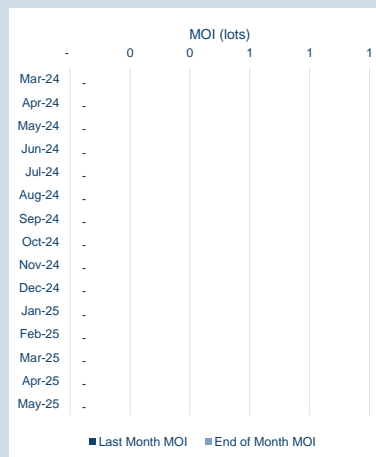
Volume (ex UNA) Mar-2024	
Lots	-

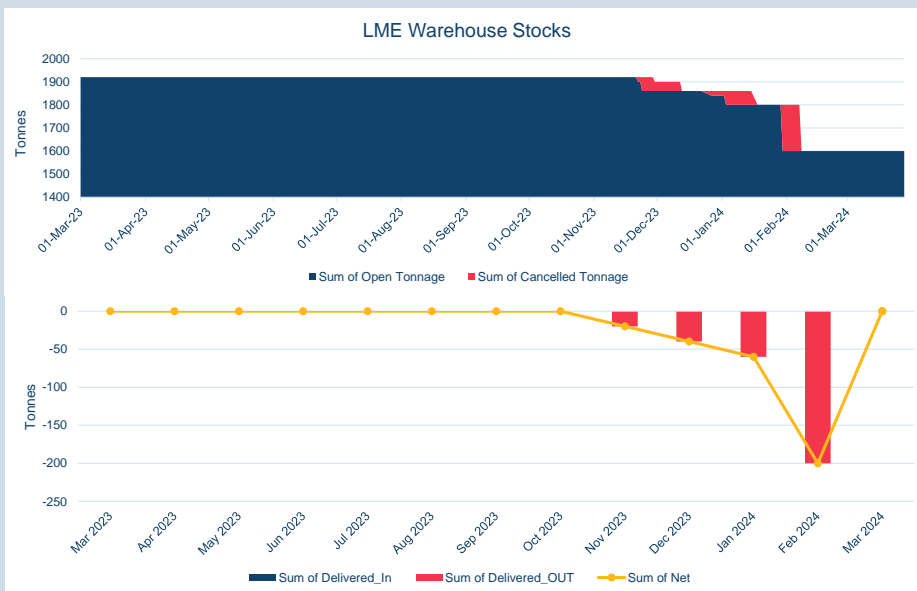
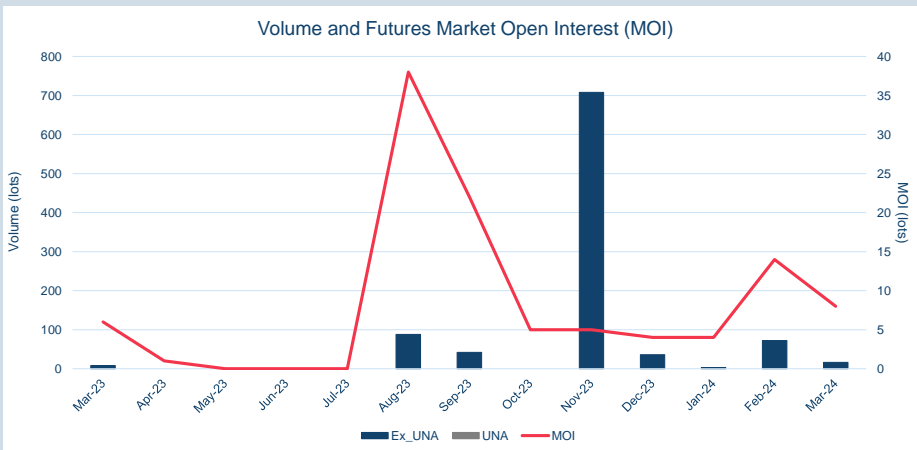
Volume (inc UNA) Mar-2024	
Lots	-
Tonnes	-

Volume Year To Date	
Lots	-
Tonnes	-



Prompt Month	End of Month - Daily Settlement	Volume (inc UNA)	End of Month - MOI
Mar-24	\$ 367.15	-	-
Apr-24	\$ 365.80	-	-
May-24	\$ 365.80	-	-
Jun-24	\$ 365.80	-	-
Jul-24	\$ 365.80	-	-
Aug-24	\$ 365.80	-	-
Sep-24	\$ 365.80	-	-
Oct-24	\$ 365.80	-	-
Nov-24	\$ 365.80	-	-
Dec-24	\$ 365.80	-	-
Jan-25	\$ 365.80	-	-
Feb-25	\$ 365.80	-	-
Mar-25	\$ 365.80	-	-
Apr-25	\$ 365.80	-	-
May-25	\$ 365.80	-	-





Cash	
Average	\$1,820.00
Minimum	\$1,820.00
Maximum	\$1,820.00

3M	
Average	\$1,820.00
Minimum	\$1,820.00
Maximum	\$1,820.00

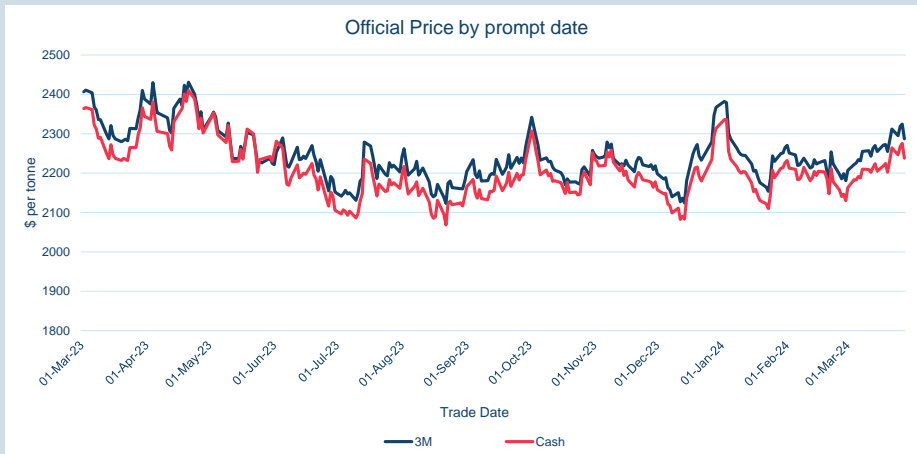
Volume (ex UNA)	Mar-2024
Lots	16

Volume (inc UNA)	Mar-2024
Lots	16
Tonnes	320

Volume	Year To Date
Lots	91
Tonnes	1,820

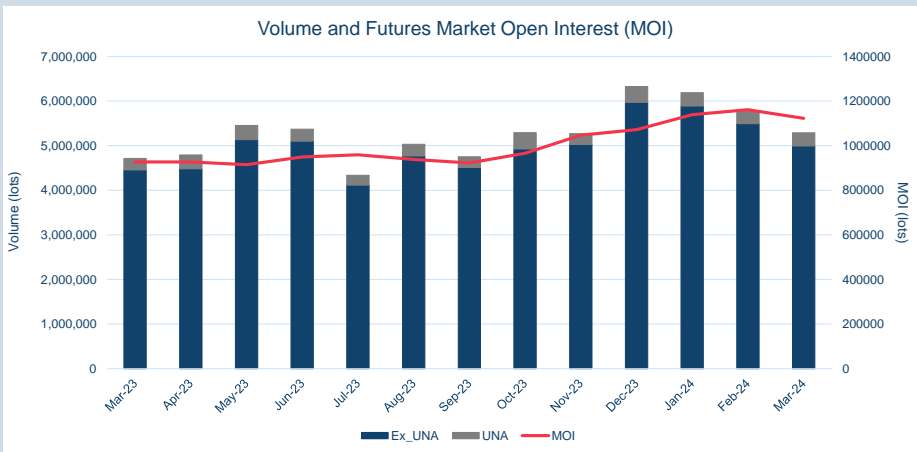
Warehouse Stock - Mar-24	
Delivered In	-
Delivered Out	-
Net	-

Warehouse Stock - Year to Date	
Delivered In	-
Delivered Out	- 260
Net	- 260



Cash	
Average	\$2,222.35
Minimum	\$2,182.50
Maximum	\$2,275.50

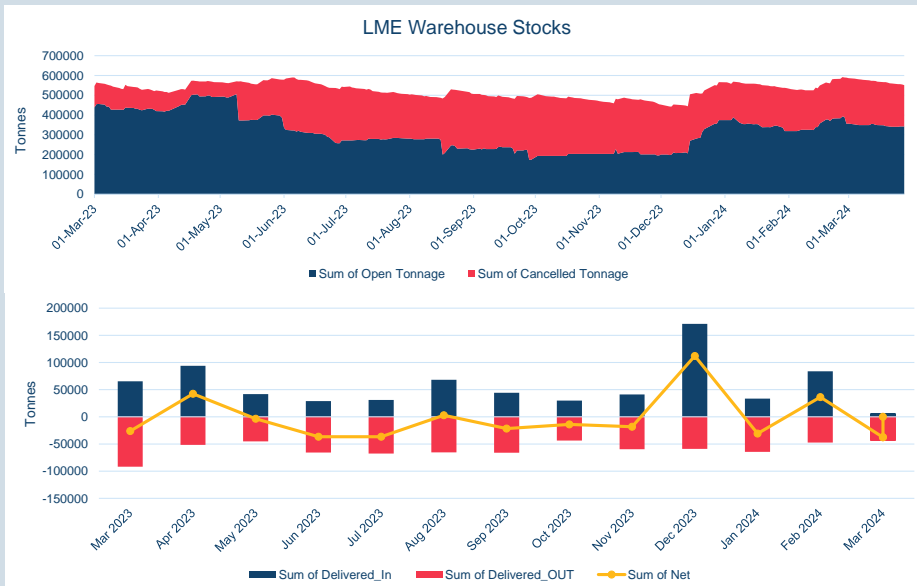
3M	
Average	\$2,269.35
Minimum	\$2,222.00
Maximum	\$2,324.50



Volume (ex UNA)	Mar-2024
Lots	4,993,468

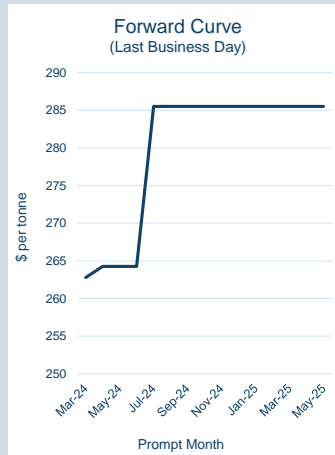
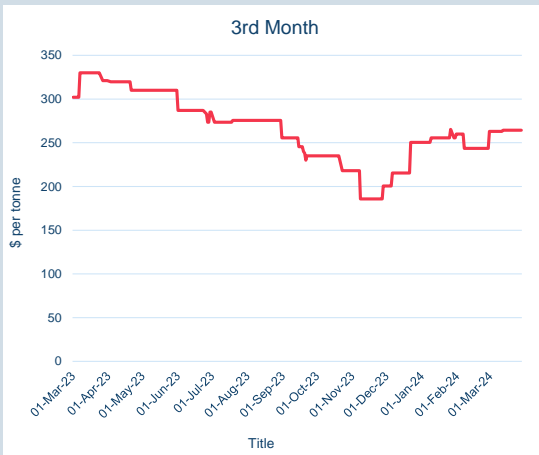
Volume (inc UNA)	Mar-2024
Lots	5,289,200
Tonnes	132,230,000

Volume	Year To Date
Lots	17,241,630
Tonnes	431,040,750



Warehouse Stock - Mar-24	
Delivered In	6,375
Delivered Out	- 44,050
Net	- 37,675

Warehouse Stock - Year To Date	
Delivered In	123,625
Delivered Out	- 155,750
Net	- 32,125

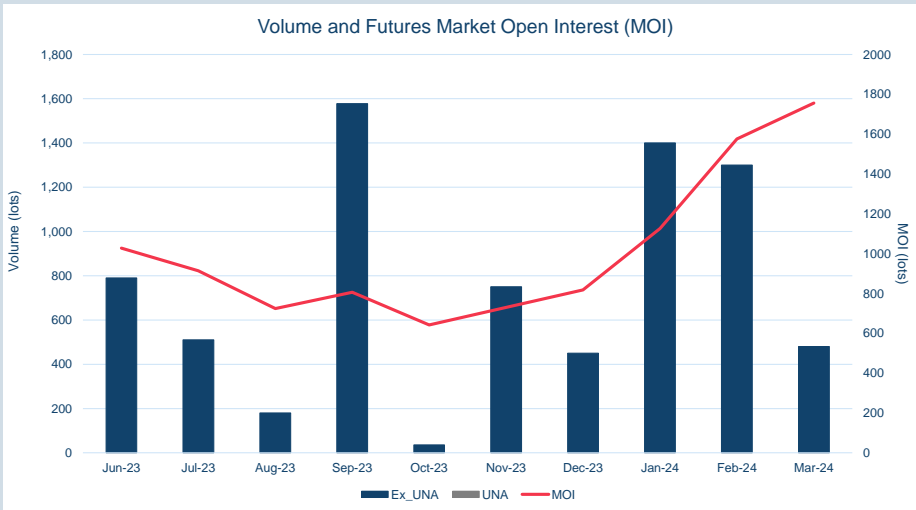


Front Month	
Average	\$254.80
Minimum	\$247.50
Maximum	\$262.78

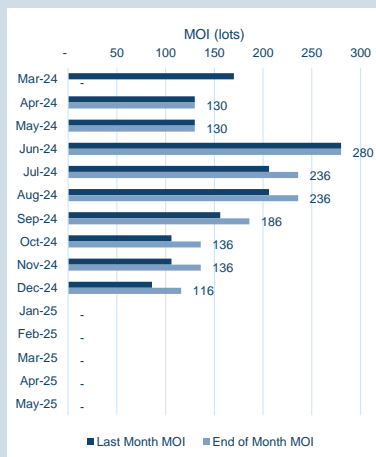
Volume (ex UNA) Mar-2024	
Lots	480

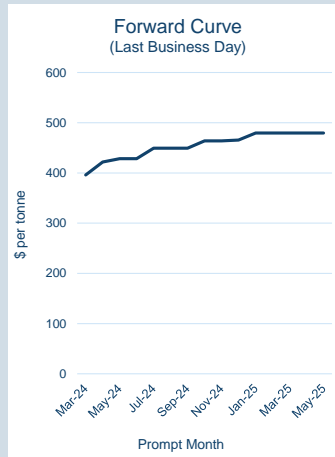
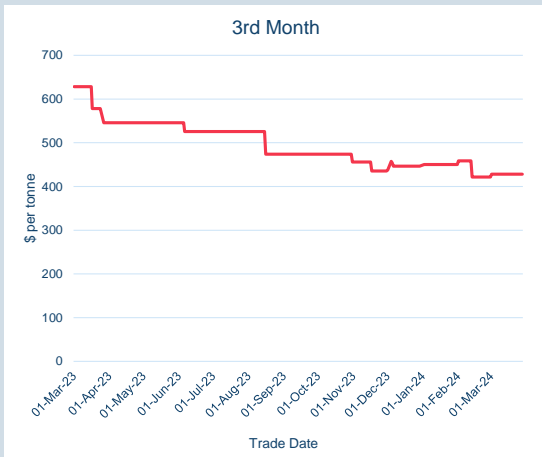
Volume (inc UNA) Mar-2024	
Lots	480
Tonnes	12,000

Volume Year To Date	
Lots	3,180
Tonnes	79,500



Prompt Month	End of Month - Daily Settlement	Volume (inc UNA)	End of Month - MOI
Mar-24	\$ 262.78	-	-
Apr-24	\$ 264.25	-	130
May-24	\$ 264.25	-	130
Jun-24	\$ 264.25	-	280
Jul-24	\$ 285.50	80	236
Aug-24	\$ 285.50	80	236
Sep-24	\$ 285.50	80	186
Oct-24	\$ 285.50	80	136
Nov-24	\$ 285.50	80	136
Dec-24	\$ 285.50	80	116
Jan-25	\$ 285.50	-	-
Feb-25	\$ 285.50	-	-
Mar-25	\$ 285.50	-	-
Apr-25	\$ 285.50	-	-
May-25	\$ 285.50	-	-



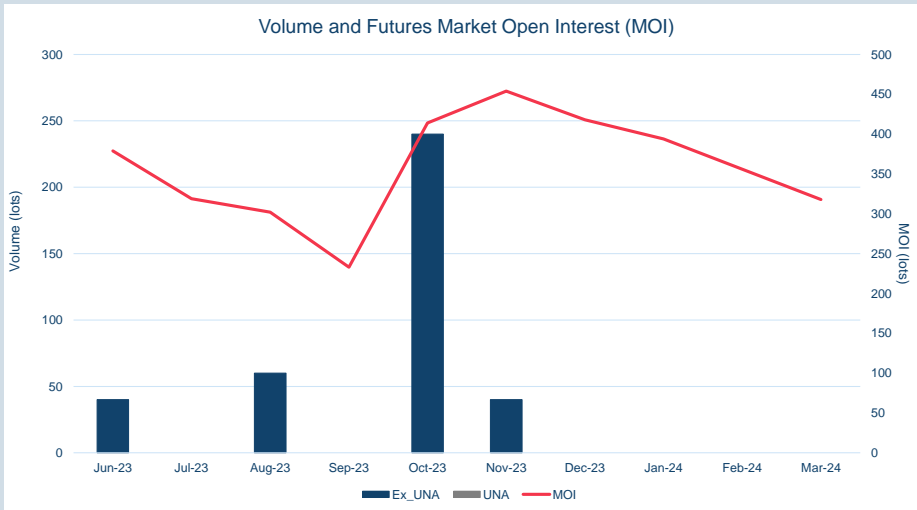


Front Month	
Average	\$389.37
Minimum	\$384.71
Maximum	\$417.22

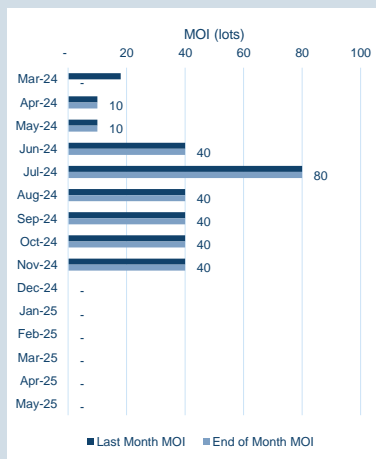
Volume (ex UNA) Mar-2024	
Lots	-

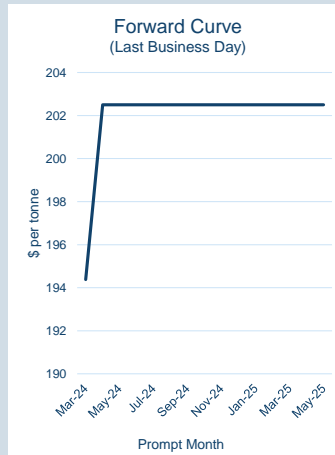
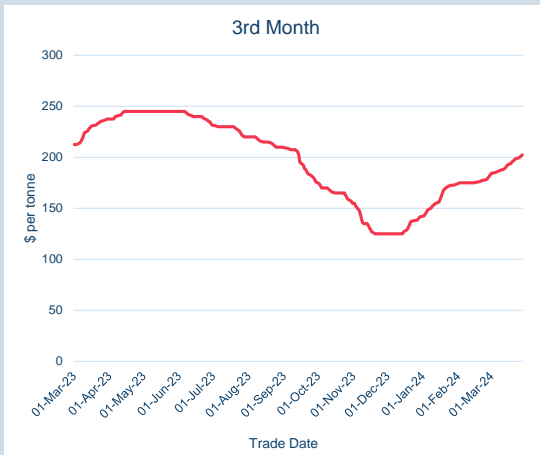
Volume (inc UNA) Mar-2024	
Lots	-
Tonnes	-

Volume Year To Date	
Lots	-
Tonnes	-



Prompt Month	End of Month - Daily Settlement	Volume (inc UNA)	End of Month - MOI
Mar-24	\$ 395.95	-	-
Apr-24	\$ 421.63	-	10
May-24	\$ 428.33	-	10
Jun-24	\$ 428.33	-	40
Jul-24	\$ 449.19	-	80
Aug-24	\$ 449.19	-	40
Sep-24	\$ 449.19	-	40
Oct-24	\$ 463.83	-	40
Nov-24	\$ 463.83	-	40
Dec-24	\$ 465.56	-	-
Jan-25	\$ 479.51	-	-
Feb-25	\$ 479.51	-	-
Mar-25	\$ 479.51	-	-
Apr-25	\$ 479.51	-	-
May-25	\$ 479.51	-	-



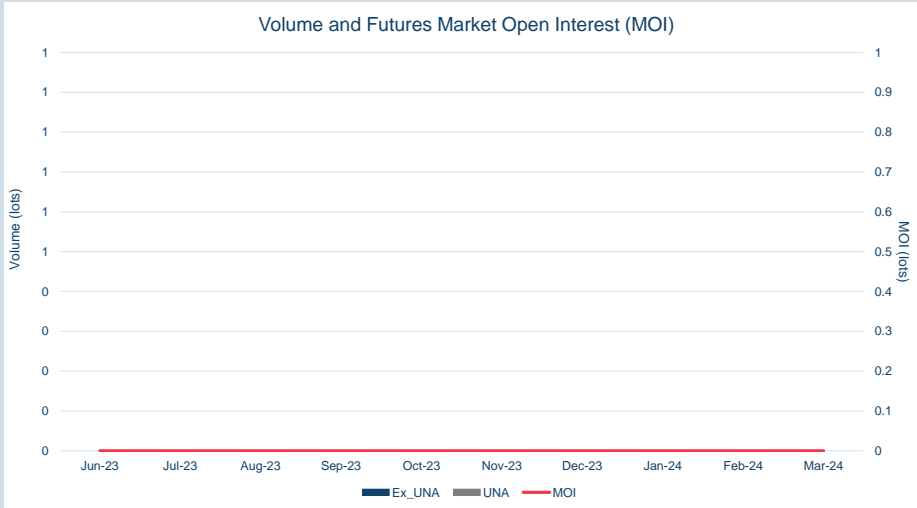


Front Month	
Average	\$190.74
Minimum	\$185.00
Maximum	\$194.38

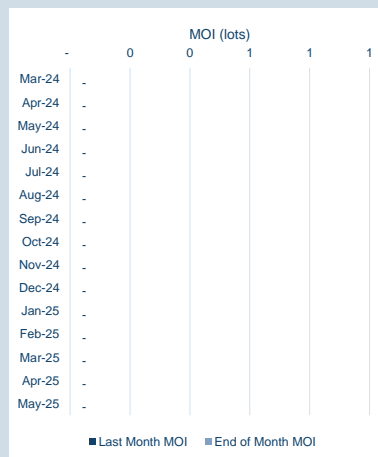
Volume (ex UNA) Mar-2024	
Lots	-

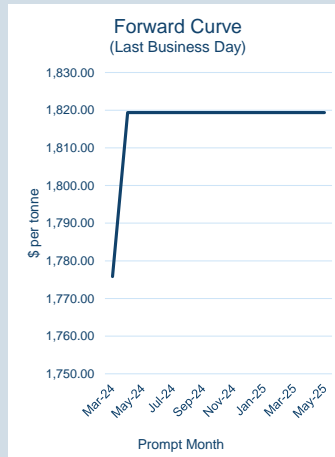
Volume (inc UNA) Mar-2024	
Lots	-
Tonnes	-

Volume Year To Date	
Lots	-
Tonnes	-



Prompt Month	End of Month - Daily Settlement	Volume (inc UNA)	End of Month - MOI
Mar-24	\$ 194.38	-	-
Apr-24	\$ 202.50	-	-
May-24	\$ 202.50	-	-
Jun-24	\$ 202.50	-	-
Jul-24	\$ 202.50	-	-
Aug-24	\$ 202.50	-	-
Sep-24	\$ 202.50	-	-
Oct-24	\$ 202.50	-	-
Nov-24	\$ 202.50	-	-
Dec-24	\$ 202.50	-	-
Jan-25	\$ 202.50	-	-
Feb-25	\$ 202.50	-	-
Mar-25	\$ 202.50	-	-
Apr-25	\$ 202.50	-	-
May-25	\$ 202.50	-	-



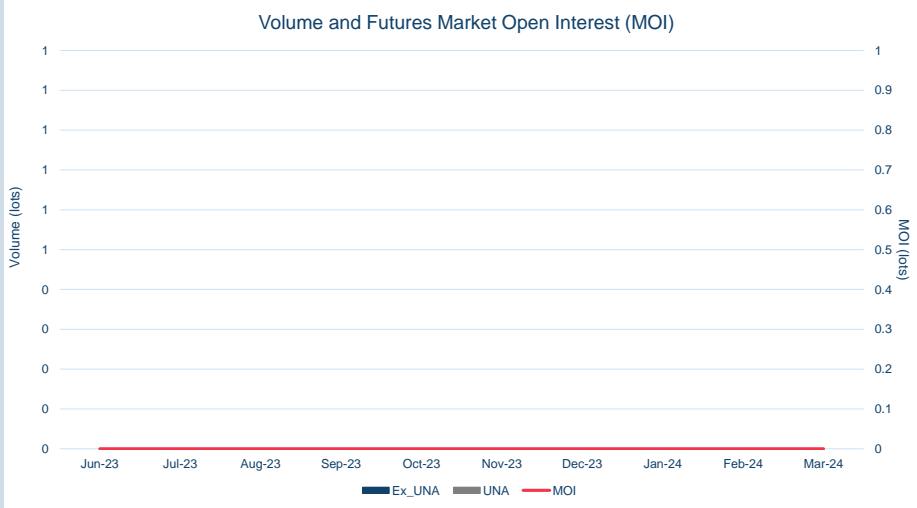


Front Month	
Average	\$1,755.53
Minimum	\$1,707.48
Maximum	\$1,782.16

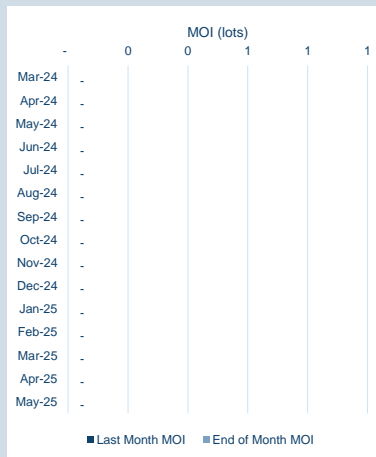
Volume (ex UNA) Mar-2024	
Lots	-

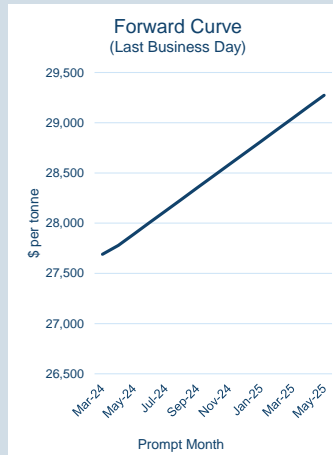
Volume (inc UNA) Mar-2024	
Lots	-
Tonnes	-

Volume Year To Date	
Lots	-
Tonnes	-



Prompt Month	End of Month - Daily Settlement	Volume (inc UNA)	End of Month - MOI
Mar-24	\$ 1,775.82	-	-
Apr-24	\$ 1,819.36	-	-
May-24	\$ 1,819.36	-	-
Jun-24	\$ 1,819.36	-	-
Jul-24	\$ 1,819.36	-	-
Aug-24	\$ 1,819.36	-	-
Sep-24	\$ 1,819.36	-	-
Oct-24	\$ 1,819.36	-	-
Nov-24	\$ 1,819.36	-	-
Dec-24	\$ 1,819.36	-	-
Jan-25	\$ 1,819.36	-	-
Feb-25	\$ 1,819.36	-	-
Mar-25	\$ 1,819.36	-	-
Apr-25	\$ 1,819.36	-	-
May-25	\$ 1,819.36	-	-



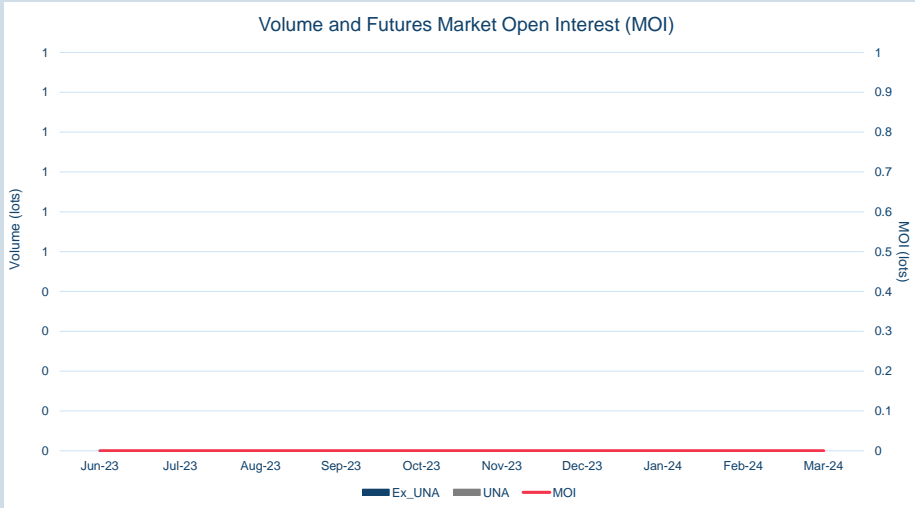


Front Month	
Average	\$27,625.02
Minimum	\$27,557.78
Maximum	\$27,690.06

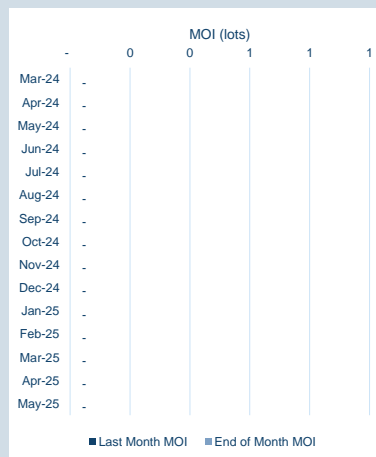
Volume (ex UNA) Mar-2024	
Lots	-

Volume (inc UNA) Mar-2024	
Lots	-
Tonnes	-

Volume Year To Date	
Lots	-
Tonnes	-



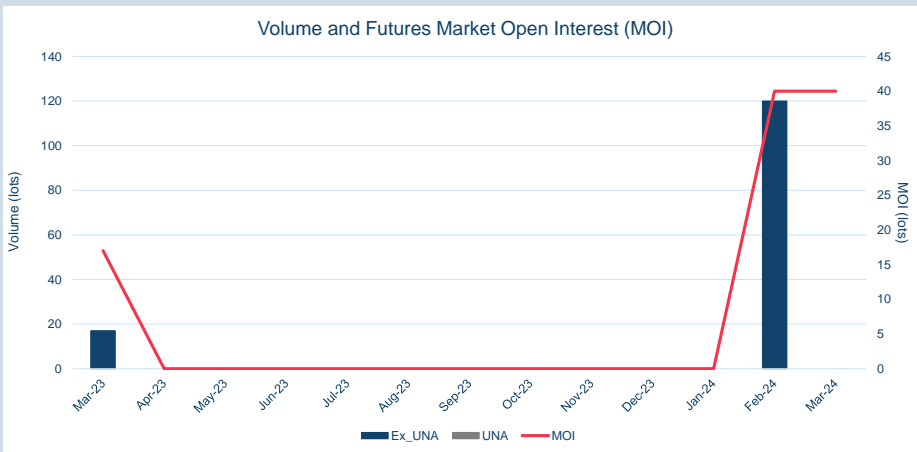
Prompt Month	End of Month - Daily Settlement	Volume (inc UNA)	End of Month - MOI
Mar-24	\$ 27,690.06	-	-
Apr-24	\$ 27,778.25	-	-
May-24	\$ 27,893.25	-	-
Jun-24	\$ 28,008.25	-	-
Jul-24	\$ 28,123.25	-	-
Aug-24	\$ 28,238.25	-	-
Sep-24	\$ 28,353.25	-	-
Oct-24	\$ 28,468.25	-	-
Nov-24	\$ 28,583.25	-	-
Dec-24	\$ 28,698.25	-	-
Jan-25	\$ 28,813.25	-	-
Feb-25	\$ 28,928.25	-	-
Mar-25	\$ 29,043.25	-	-
Apr-25	\$ 29,158.25	-	-
May-25	\$ 29,273.25	-	-





Cash	
Average	\$28,278.50
Minimum	\$28,205.00
Maximum	\$28,365.00

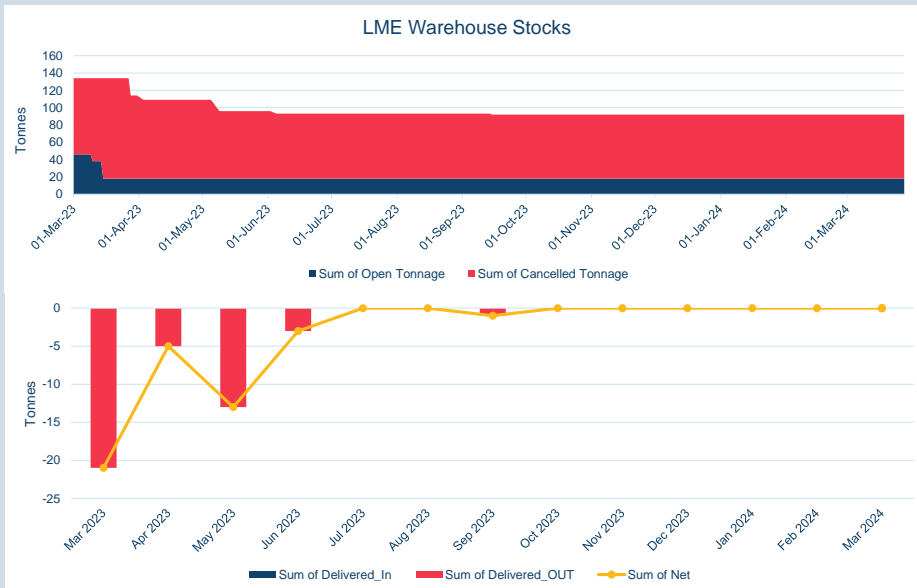
3M	
Average	\$28,550.00
Minimum	\$28,550.00
Maximum	\$28,550.00



Volume (ex UNA) Mar-2024	
Lots	-

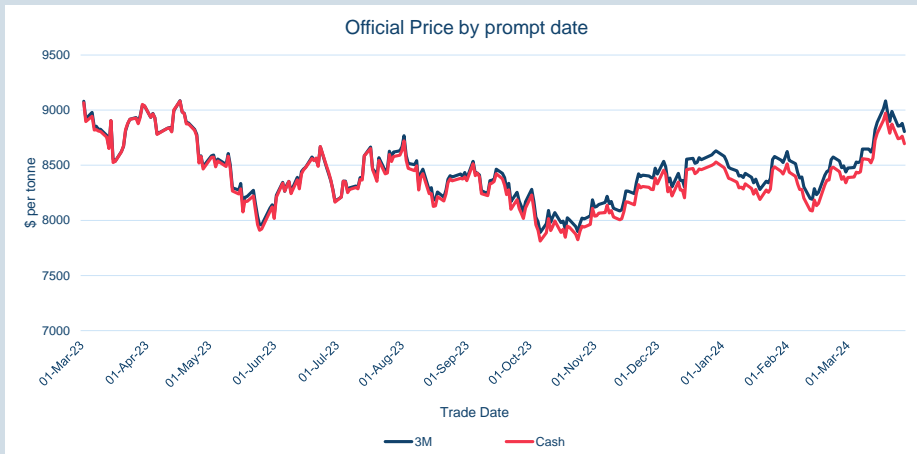
Volume (inc UNA) Mar-2024	
Lots	-
Tonnes	-

Volume Year To Date	
Lots	120
Tonnes	120



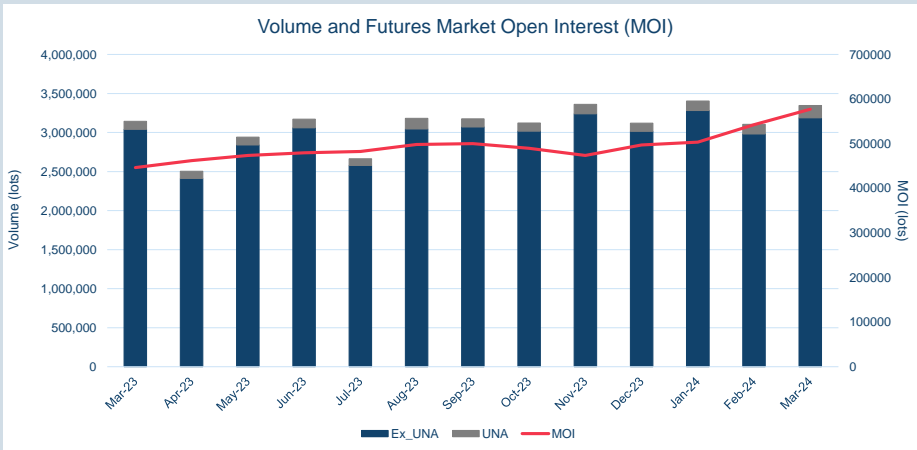
Warehouse Stock - Mar-24	
Delivered In	0
Delivered Out	0
Net	0

Warehouse Stock - Year to Date	
Delivered In	0
Delivered Out	0
Net	0



Cash	
Average	\$8,675.63
Minimum	\$8,394.00
Maximum	\$8,973.00

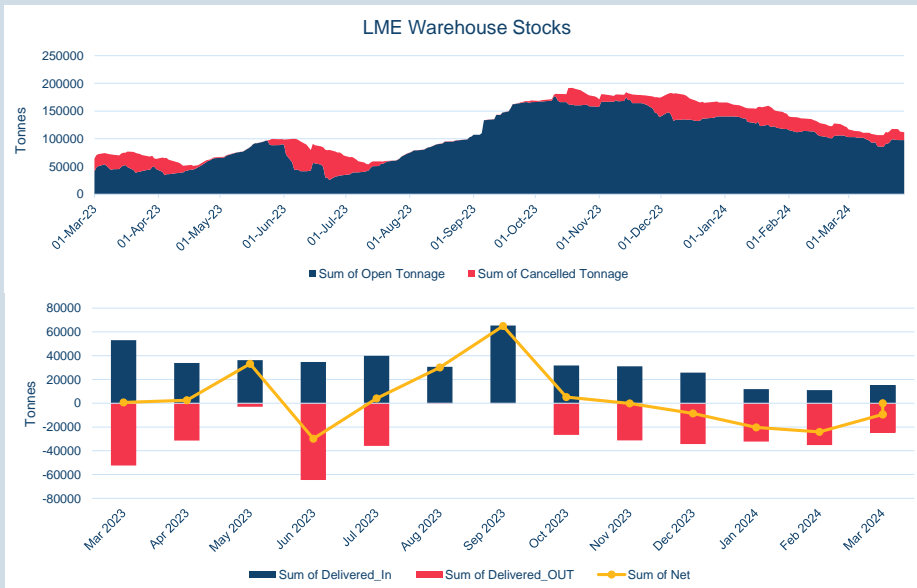
3M	
Average	\$8,777.90
Minimum	\$8,479.00
Maximum	\$9,083.00



Volume (ex UNA) Mar-2024	
Lots	3,189,057

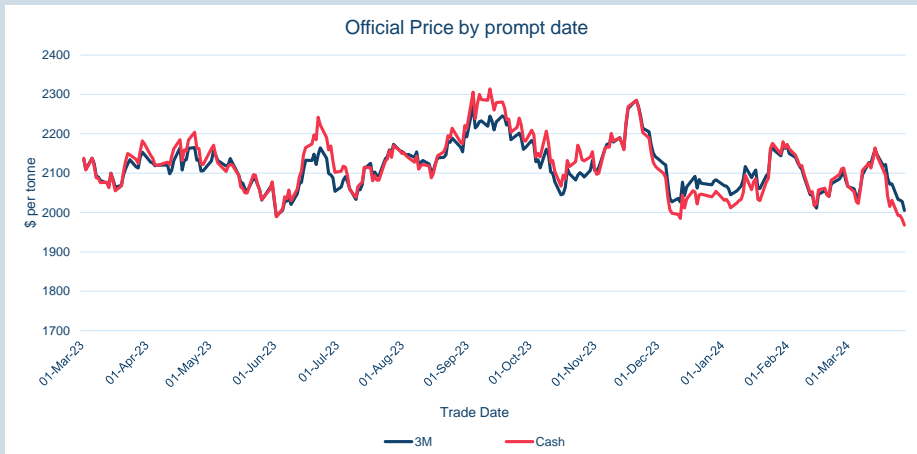
Volume (inc UNA) Mar-2024	
Lots	3,345,318
Tonnes	83,632,950

Volume Year To Date	
Lots	9,855,056
Tonnes	246,376,400



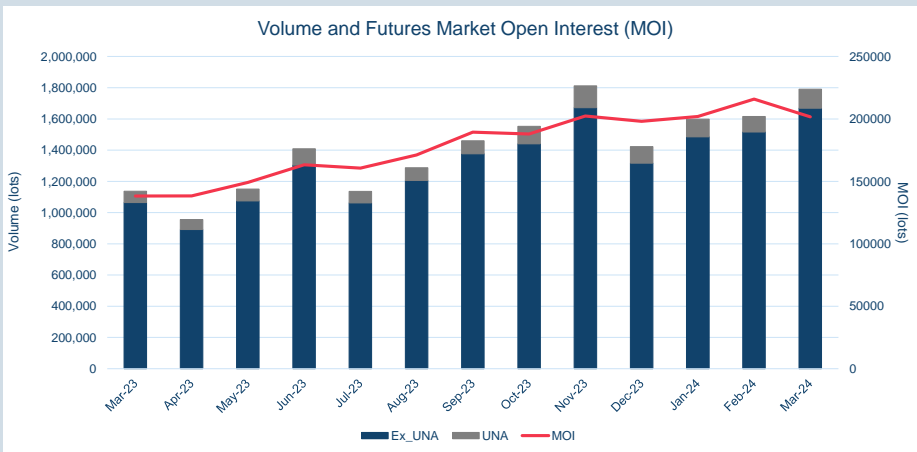
Warehouse Stock - Mar-24	
Delivered In	15,225
Delivered Out	-24,675
Net	-9,450

Warehouse Stock - Year To Date	
Delivered In	38,250
Delivered Out	-92,025
Net	-53,775



Cash	
Average	\$2,056.90
Minimum	\$1,965.00
Maximum	\$2,164.00

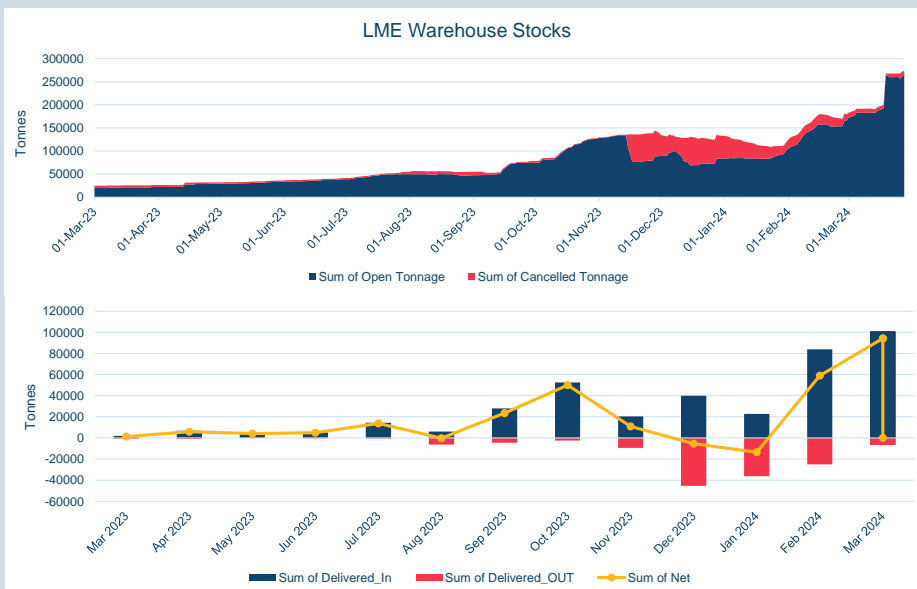
3M	
Average	\$2,078.80
Minimum	\$2,005.00
Maximum	\$2,160.00



Volume (ex UNA)	Mar-2024
Lots	1,668,626

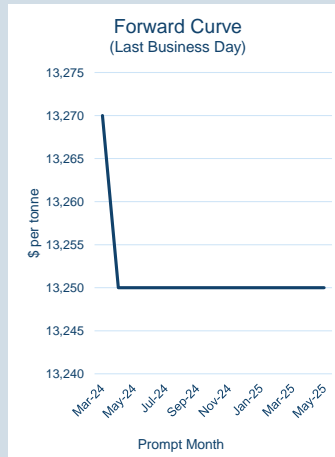
Volume (inc UNA)	Mar-2024
Lots	1,790,296
Tonnes	44,757,400

Volume	Year To Date
Lots	5,004,724
Tonnes	125,118,100



Warehouse Stock - Mar-24	
Delivered In	100,675
Delivered Out	-6,500
Net	94,175

Warehouse Stock - Year to Date	
Delivered In	207,250
Delivered Out	-67,725
Net	139,525

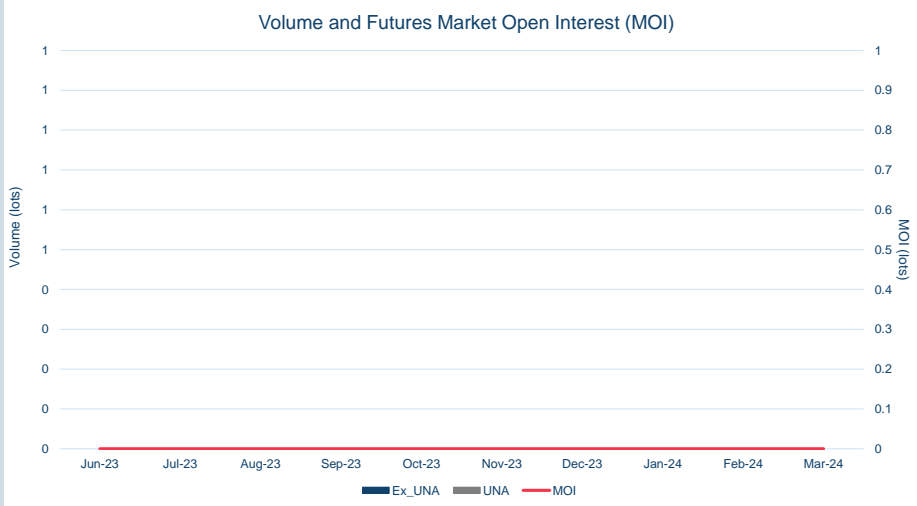


Front Month	
Average	\$13,268.30
Minimum	\$13,184.50
Maximum	\$13,425.00

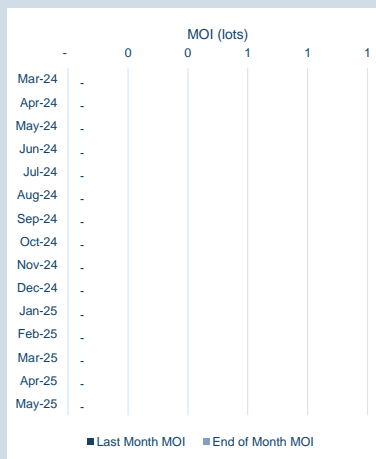
Volume (ex UNA) Mar-2024	
Lots	-

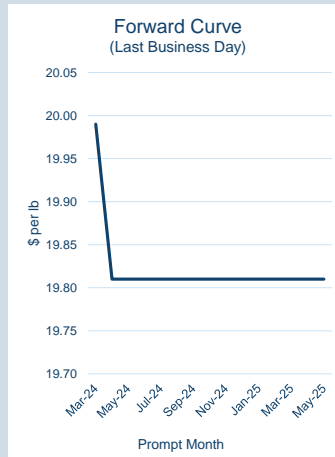
Volume (inc UNA) Mar-2024	
Lots	-
Tonnes	-

Volume Year To Date	
Lots	-
Tonnes	-



Prompt Month	End of Month - Daily Settlement	Volume (inc UNA)	End of Month - MOI
Mar-24	\$ 13,270.00	-	-
Apr-24	\$ 13,250.00	-	-
May-24	\$ 13,250.00	-	-
Jun-24	\$ 13,250.00	-	-
Jul-24	\$ 13,250.00	-	-
Aug-24	\$ 13,250.00	-	-
Sep-24	\$ 13,250.00	-	-
Oct-24	\$ 13,250.00	-	-
Nov-24	\$ 13,250.00	-	-
Dec-24	\$ 13,250.00	-	-
Jan-25	\$ 13,250.00	-	-
Feb-25	\$ 13,250.00	-	-
Mar-25	\$ 13,250.00	-	-
Apr-25	\$ 13,250.00	-	-
May-25	\$ 13,250.00	-	-



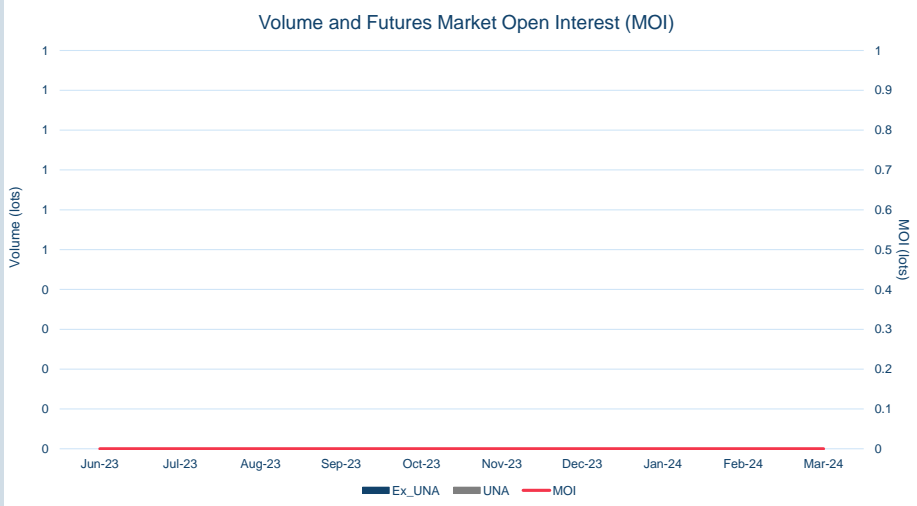


Front Month	
Average	\$20.12
Minimum	\$19.93
Maximum	\$20.33

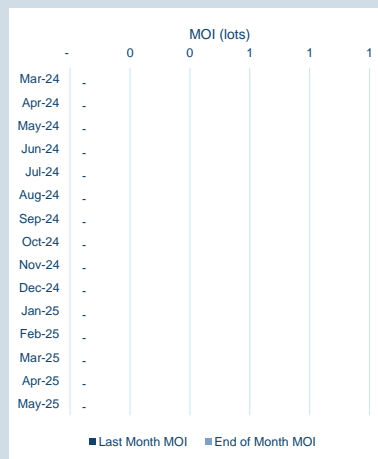
Volume (ex UNA) Mar-2024	
Lots	-

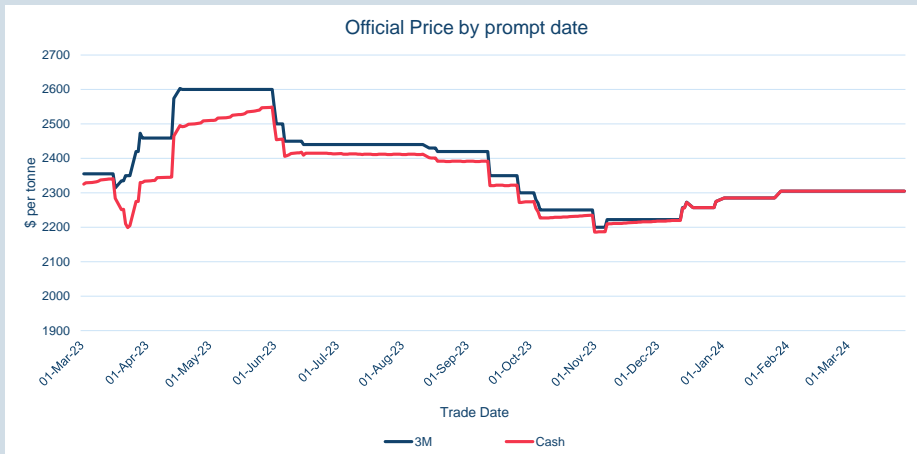
Volume (inc UNA) Mar-2024	
Lots	-
Tonnes	-

Volume Year To Date	
Lots	-
Tonnes	-



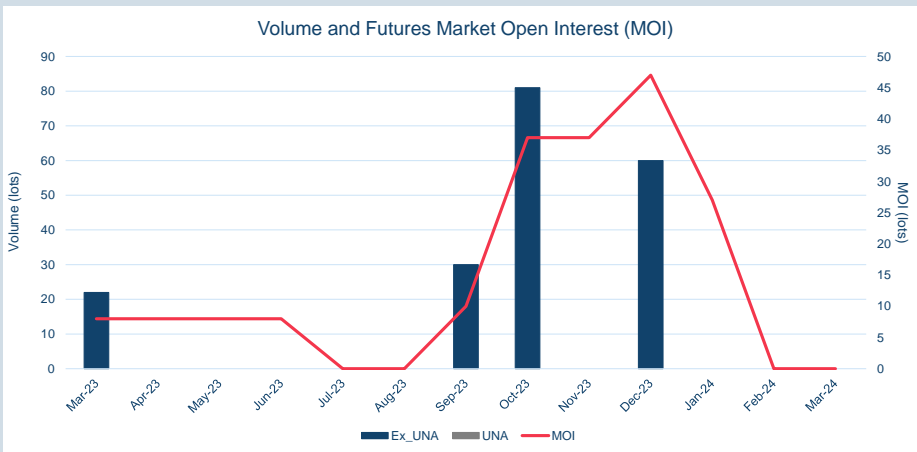
Prompt Month	End of Month - Daily Settlement	Volume (inc UNA)	End of Month - MOI
Mar-24	\$ 19.99	-	-
Apr-24	\$ 19.81	-	-
May-24	\$ 19.81	-	-
Jun-24	\$ 19.81	-	-
Jul-24	\$ 19.81	-	-
Aug-24	\$ 19.81	-	-
Sep-24	\$ 19.81	-	-
Oct-24	\$ 19.81	-	-
Nov-24	\$ 19.81	-	-
Dec-24	\$ 19.81	-	-
Jan-25	\$ 19.81	-	-
Feb-25	\$ 19.81	-	-
Mar-25	\$ 19.81	-	-
Apr-25	\$ 19.81	-	-
May-25	\$ 19.81	-	-





Cash	
Average	\$2,309.75
Minimum	\$2,305.00
Maximum	\$2,400.00

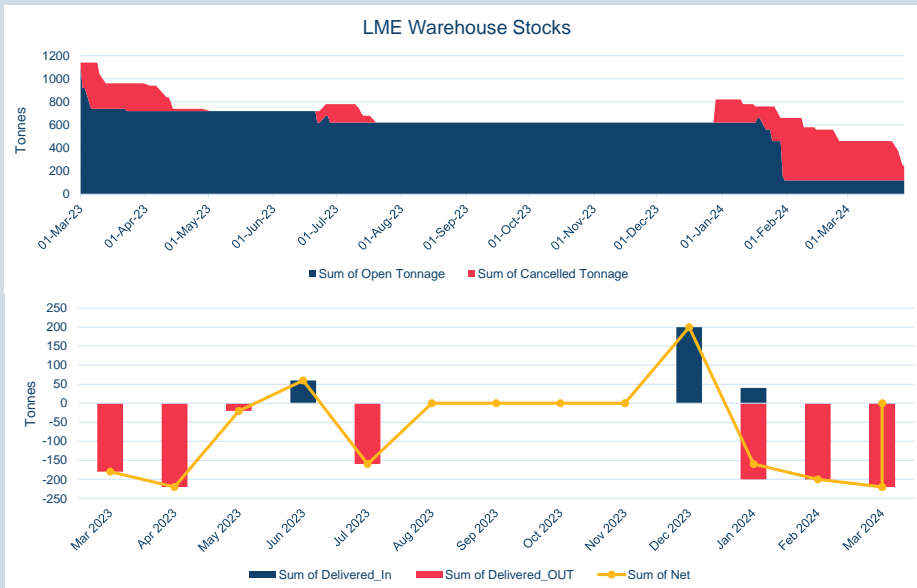
3M	
Average	\$2,309.75
Minimum	\$2,305.00
Maximum	\$2,400.00



Volume (ex UNA)	Mar-2024
Lots	-

Volume (inc UNA)	Mar-2024
Lots	-
Tonnes	-

Volume	Year To Date
Lots	-
Tonnes	-



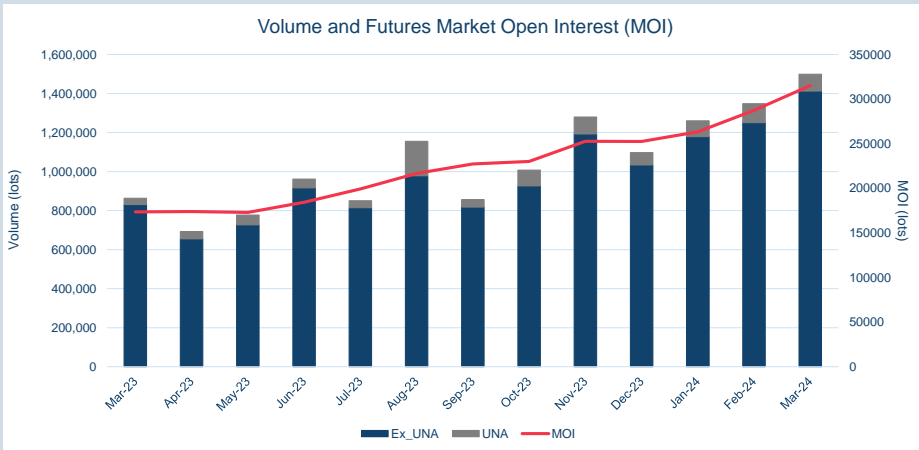
Warehouse Stock - Mar-24	
Delivered In	0
Delivered Out	-220
Net	-220

Warehouse Stock - Year To Date	
Delivered In	40
Delivered Out	-620
Net	-580



Cash	
Average	\$17,432.75
Minimum	\$16,330.00
Maximum	\$18,165.00

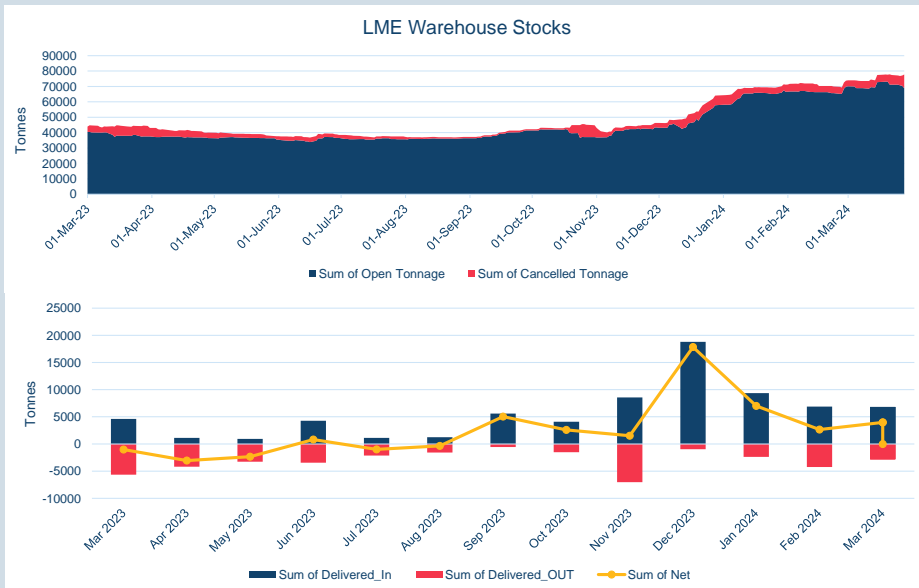
3M	
Average	\$17,675.75
Minimum	\$16,560.00
Maximum	\$18,445.00



Volume (ex UNA) Mar-2024	
Lots	1,412,730

Volume (inc UNA) Mar-2024	
Lots	1,498,748
Tonnes	8,992,488

Volume Year To Date	
Lots	4,106,556
Tonnes	24,639,336



Warehouse Stock - Mar-24	
Delivered In	6,810
Delivered Out	-2,826
Net	3,984

Warehouse Stock - Year To Date	
Delivered In	23,058
Delivered Out	-9,444
Net	13,614

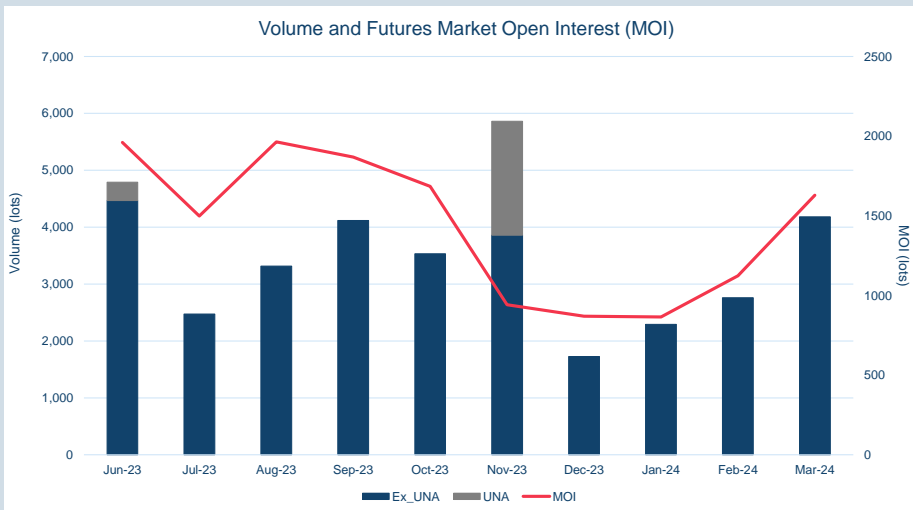


Front Month	
Average	\$579.85
Minimum	\$569.00
Maximum	\$589.00

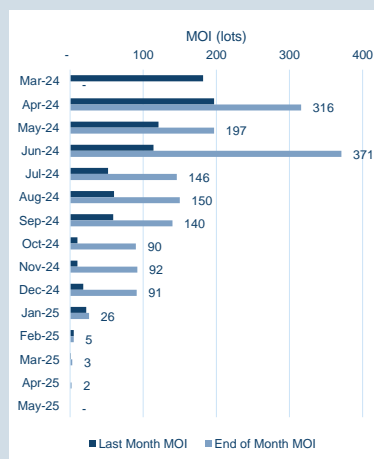
Volume (ex UNA) Mar-2024	
Lots	4,183

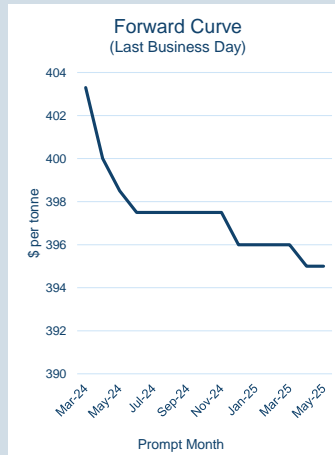
Volume (inc UNA) Mar-2024	
Lots	4,183
Tonnes	41,830

Volume Year To Date	
Lots	9,233
Tonnes	92,330



Prompt Month	End of Month - Daily Settlement	Volume (inc UNA)	End of Month - MOI
Mar-24	\$ 589.00	446	-
Apr-24	\$ 600.00	777	316
May-24	\$ 597.50	362	197
Jun-24	\$ 600.00	897	371
Jul-24	\$ 600.00	325	146
Aug-24	\$ 598.50	318	150
Sep-24	\$ 599.50	251	140
Oct-24	\$ 599.50	252	90
Nov-24	\$ 600.50	250	92
Dec-24	\$ 601.50	240	91
Jan-25	\$ 604.00	21	26
Feb-25	\$ 601.50	6	5
Mar-25	\$ 602.00	30	3
Apr-25	\$ 602.00	8	2
May-25	\$ 602.00	-	-



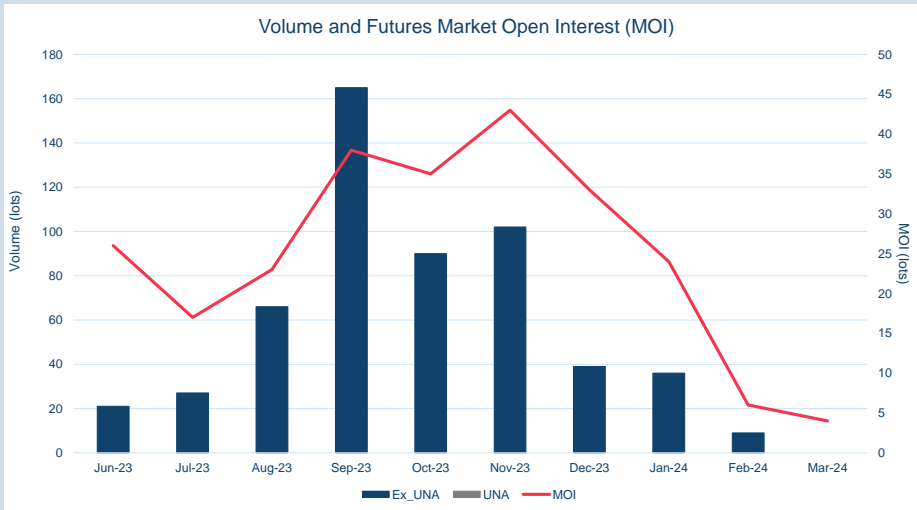


Front Month	
Average	\$403.39
Minimum	\$400.00
Maximum	\$412.00

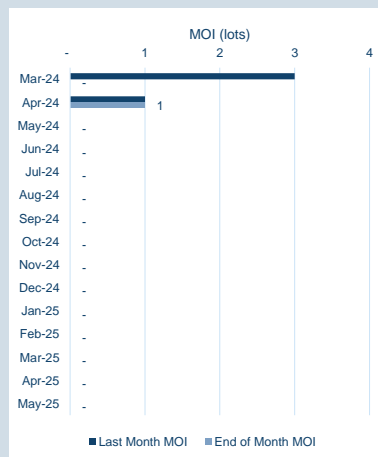
Volume (ex UNA) Mar-2024	
Lots	-

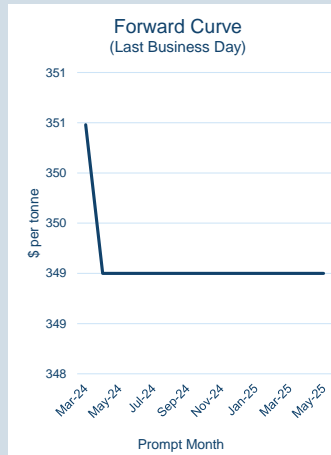
Volume (inc UNA) Mar-2024	
Lots	-
Tonnes	-

Volume Year To Date	
Lots	45
Tonnes	450



Prompt Month	End of Month - Daily Settlement	Volume (inc UNA)	End of Month - MOI
Mar-24	\$ 403.30	-	-
Apr-24	\$ 400.00	-	1
May-24	\$ 398.50	-	-
Jun-24	\$ 397.50	-	-
Jul-24	\$ 397.50	-	-
Aug-24	\$ 397.50	-	-
Sep-24	\$ 397.50	-	-
Oct-24	\$ 397.50	-	-
Nov-24	\$ 397.50	-	-
Dec-24	\$ 396.00	-	-
Jan-25	\$ 396.00	-	-
Feb-25	\$ 396.00	-	-
Mar-25	\$ 396.00	-	-
Apr-25	\$ 395.00	-	-
May-25	\$ 395.00	-	-



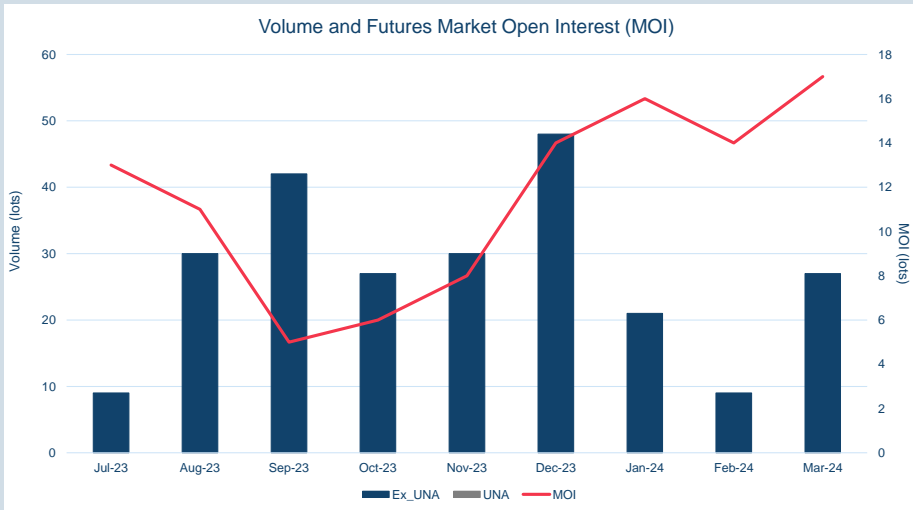


Front Month	
Average	\$353.35
Minimum	\$349.00
Maximum	\$367.50

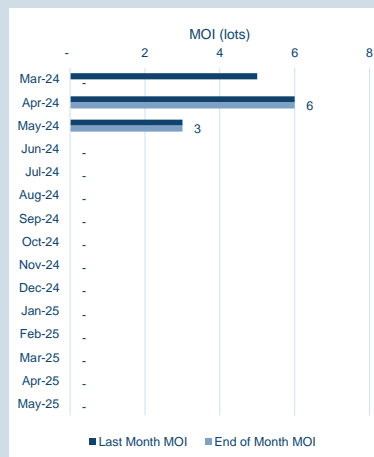
Volume (ex UNA) Mar-2024	
Lots	27

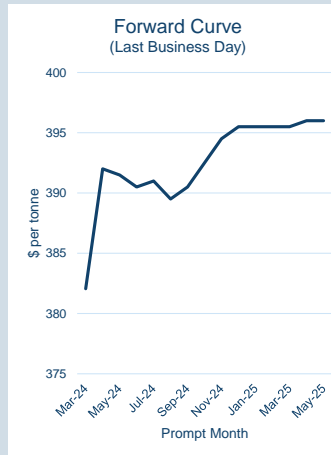
Volume (inc UNA) Mar-2024	
Lots	27
Tonnes	270

Volume Year To Date	
Lots	57
Tonnes	570



Prompt Month	End of Month - Daily Settlement	Volume (inc UNA)	End of Month - MOI
Mar-24	\$ 350.48	12	-
Apr-24	\$ 349.00	9	6
May-24	\$ 349.00	6	3
Jun-24	\$ 349.00	-	-
Jul-24	\$ 349.00	-	-
Aug-24	\$ 349.00	-	-
Sep-24	\$ 349.00	-	-
Oct-24	\$ 349.00	-	-
Nov-24	\$ 349.00	-	-
Dec-24	\$ 349.00	-	-
Jan-25	\$ 349.00	-	-
Feb-25	\$ 349.00	-	-
Mar-25	\$ 349.00	-	-
Apr-25	\$ 349.00	-	-
May-25	\$ 349.00	-	-



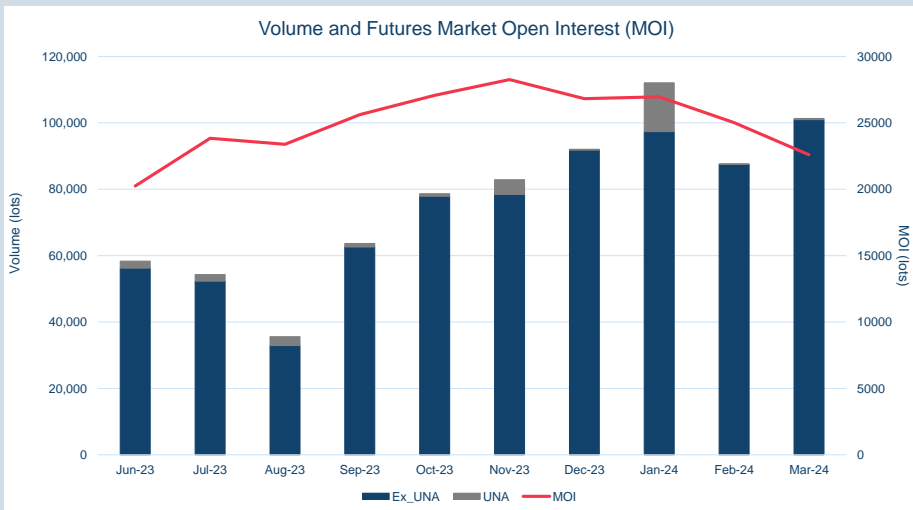


Front Month	
Average	\$380.13
Minimum	\$369.00
Maximum	\$386.00

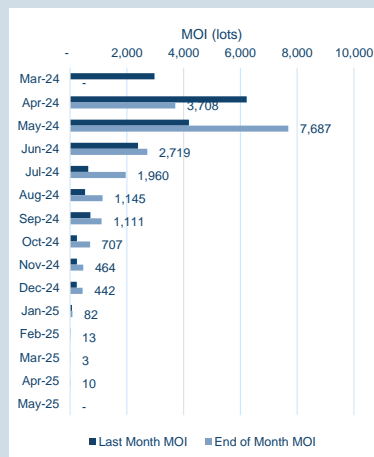
Volume (ex UNA) Mar-2024	
Lots	100,966

Volume (inc UNA) Mar-2024	
Lots	101,316
Tonnes	1,013,160

Volume Year To Date	
Lots	300,885
Tonnes	3,008,850



Prompt Month	End of Month - Daily Settlement	Volume (inc UNA)	End of Month - MOI
Mar-24	\$ 382.06	5,718	-
Apr-24	\$ 392.00	31,983	3,708
May-24	\$ 391.50	41,075	7,687
Jun-24	\$ 390.50	3,719	2,719
Jul-24	\$ 391.00	5,533	1,960
Aug-24	\$ 389.50	4,141	1,145
Sep-24	\$ 390.50	4,015	1,111
Oct-24	\$ 392.50	2,259	707
Nov-24	\$ 394.50	1,785	464
Dec-24	\$ 395.50	912	442
Jan-25	\$ 395.50	105	82
Feb-25	\$ 395.50	25	13
Mar-25	\$ 395.50	23	3
Apr-25	\$ 396.00	23	10
May-25	\$ 396.00	-	-



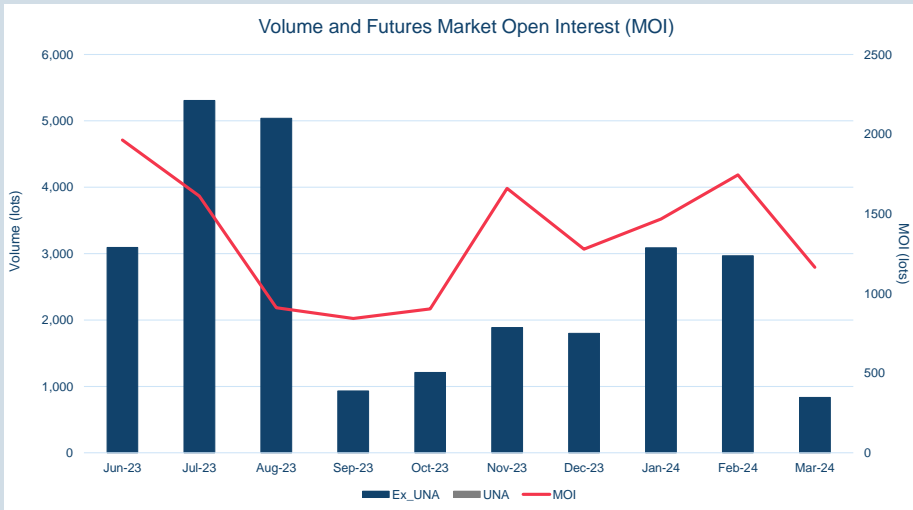


Front Month	
Average	\$540.70
Minimum	\$535.00
Maximum	\$552.00

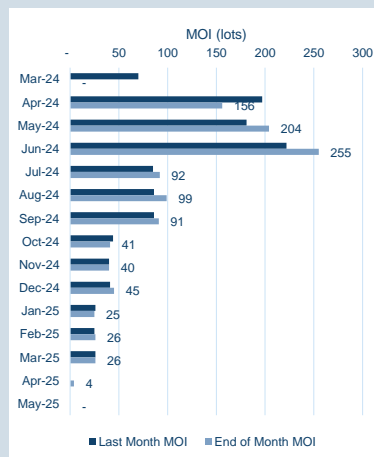
Volume (ex UNA) Mar-2024	
Lots	834

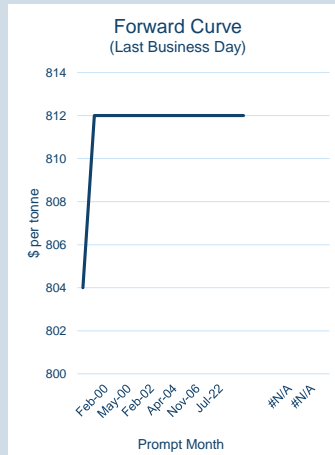
Volume (inc UNA) Mar-2024	
Lots	834
Tonnes	8,340

Volume Year To Date	
Lots	6,890
Tonnes	68,900



Prompt Month	End of Month - Daily Settlement	Volume (inc UNA)	End of Month - MOI
Mar-24	\$ 535.95	48	-
Apr-24	\$ 532.00	249	156
May-24	\$ 534.50	127	204
Jun-24	\$ 537.00	111	255
Jul-24	\$ 539.00	49	92
Aug-24	\$ 546.00	51	99
Sep-24	\$ 552.00	15	91
Oct-24	\$ 554.00	48	41
Nov-24	\$ 554.00	21	40
Dec-24	\$ 556.00	70	45
Jan-25	\$ 569.50	28	25
Feb-25	\$ 569.50	3	26
Mar-25	\$ 567.00	6	26
Apr-25	\$ 566.50	8	4
May-25	\$ 566.50	-	-



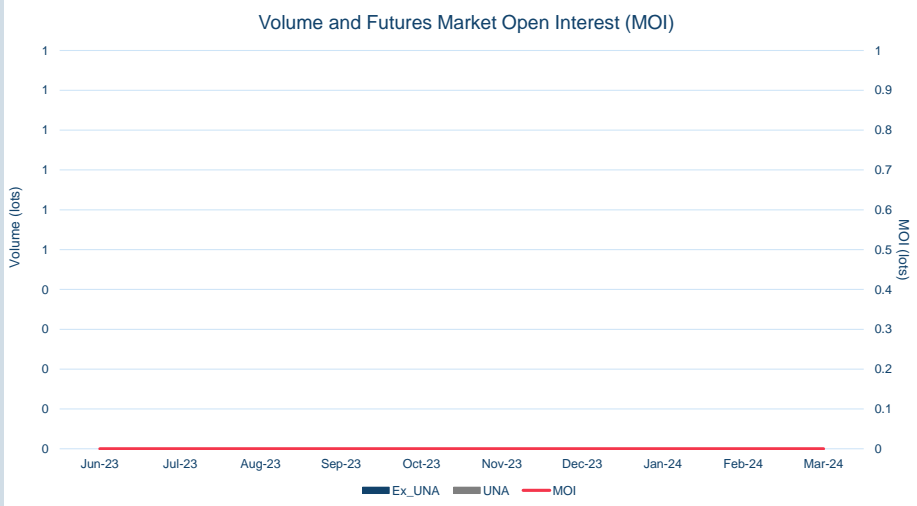


Front Month	
Average	\$803.80
Minimum	\$800.00
Maximum	\$860.00

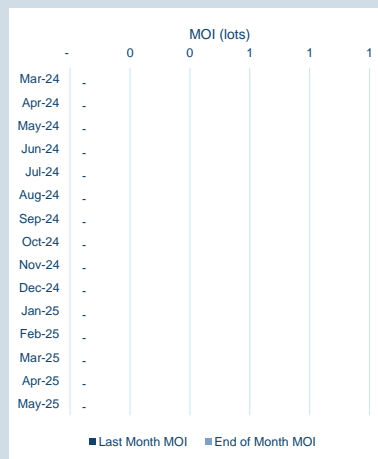
Volume (ex UNA) Mar-2024	
Lots	-

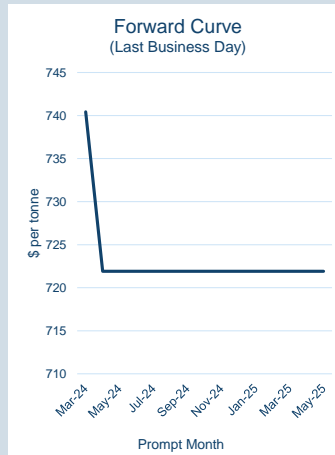
Volume (inc UNA) Mar-2024	
Lots	-
Tonnes	-

Volume Year To Date	
Lots	-
Tonnes	-



Prompt Month	End of Month - Daily Settlement	Volume (inc UNA)	End of Month - MOI
Jan-00	\$ 804.00	-	-
Jan-00	\$ 812.00	-	-
Feb-00	\$ 812.00	-	-
Feb-00	\$ 812.00	-	-
May-00	\$ 812.00	-	-
Nov-01	\$ 812.00	-	-
Feb-02	\$ 812.00	-	-
Oct-02	\$ 812.00	-	-
Apr-04	\$ 812.00	-	-
Jul-04	\$ 812.00	-	-
Nov-06	\$ 812.00	-	-
Jan-10	\$ 812.00	-	-
Jul-22	\$ 812.00	-	-
Nov-11	\$ 812.00	-	-
Jan-00	\$ 812.00	-	-



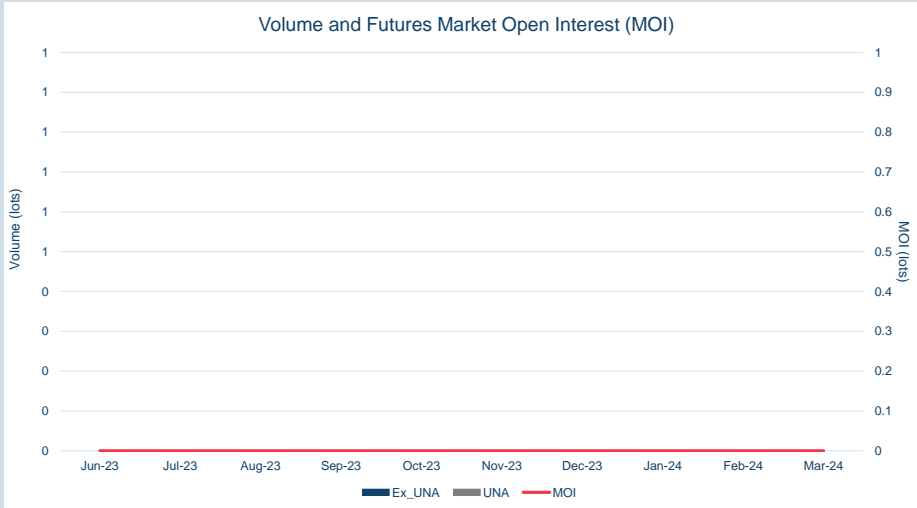


Front Month	
Average	\$750.28
Minimum	\$740.43
Maximum	\$771.15

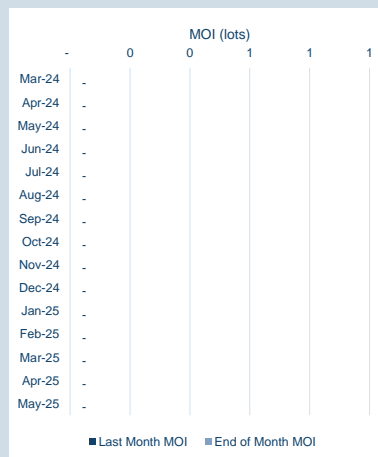
Volume (ex UNA) Mar-2024	
Lots	-

Volume (inc UNA) Mar-2024	
Lots	-
Tonnes	-

Volume Year To Date	
Lots	-
Tonnes	-



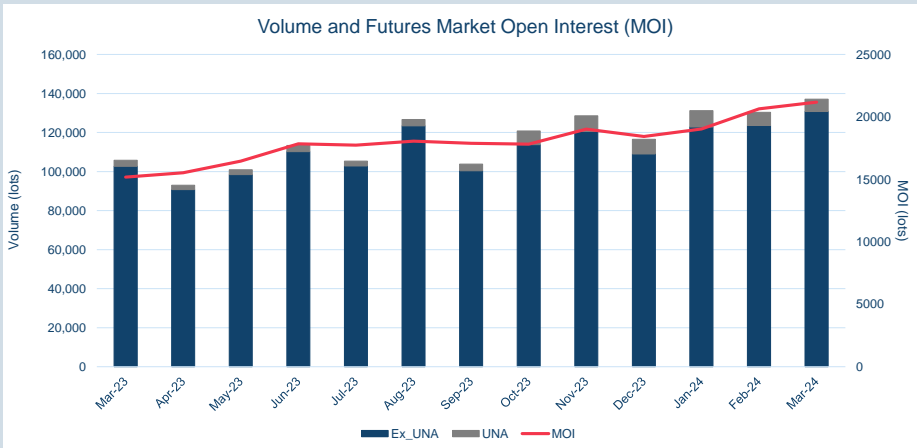
Prompt Month	End of Month - Daily Settlement	Volume (inc UNA)	End of Month - MOI
Mar-24	\$ 740.43	-	-
Apr-24	\$ 721.91	-	-
May-24	\$ 721.91	-	-
Jun-24	\$ 721.91	-	-
Jul-24	\$ 721.91	-	-
Aug-24	\$ 721.91	-	-
Sep-24	\$ 721.91	-	-
Oct-24	\$ 721.91	-	-
Nov-24	\$ 721.91	-	-
Dec-24	\$ 721.91	-	-
Jan-25	\$ 721.91	-	-
Feb-25	\$ 721.91	-	-
Mar-25	\$ 721.91	-	-
Apr-25	\$ 721.91	-	-
May-25	\$ 721.91	-	-





Cash	
Average	\$27,446.00
Minimum	\$26,150.00
Maximum	\$28,550.00

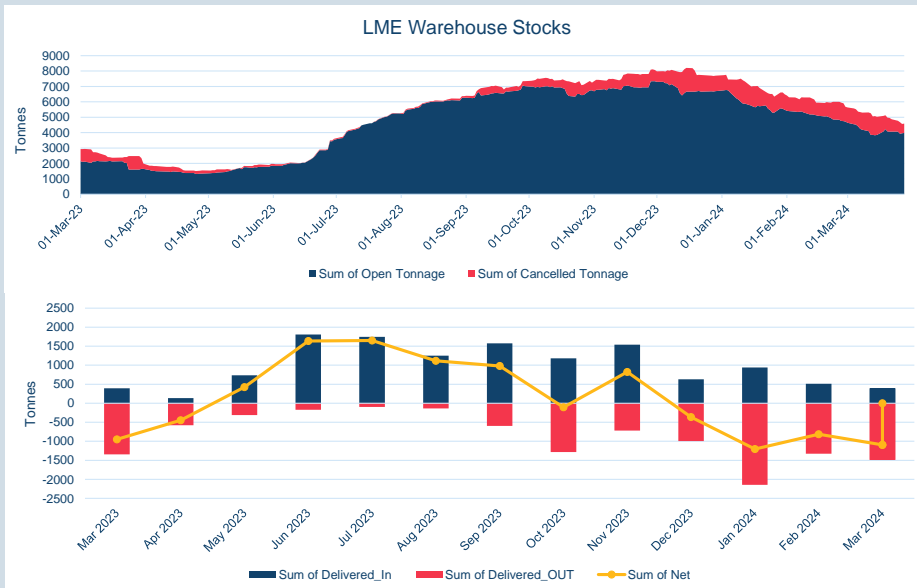
3M	
Average	\$27,580.50
Minimum	\$26,400.00
Maximum	\$28,725.00



Volume (ex UNA)	Mar-2024
Lots	130,806

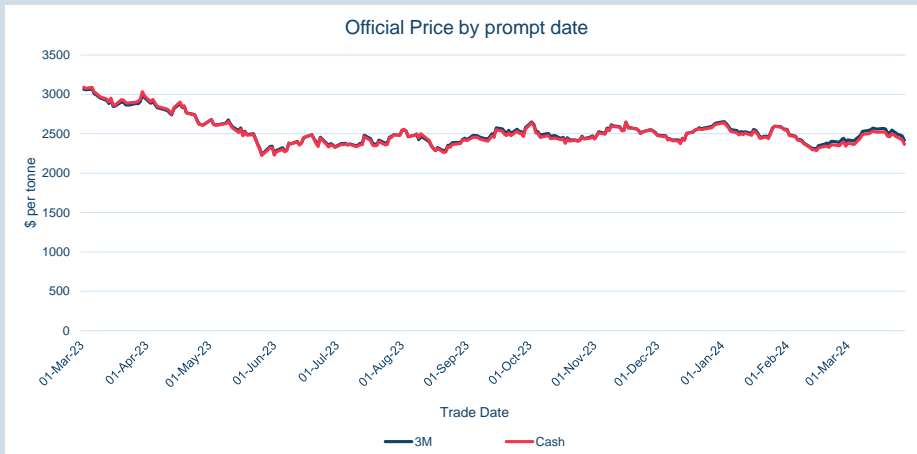
Volume (inc UNA)	Mar-2024
Lots	137,120
Tonnes	685,600

Volume	Year To Date
Lots	398,606
Tonnes	1,993,030



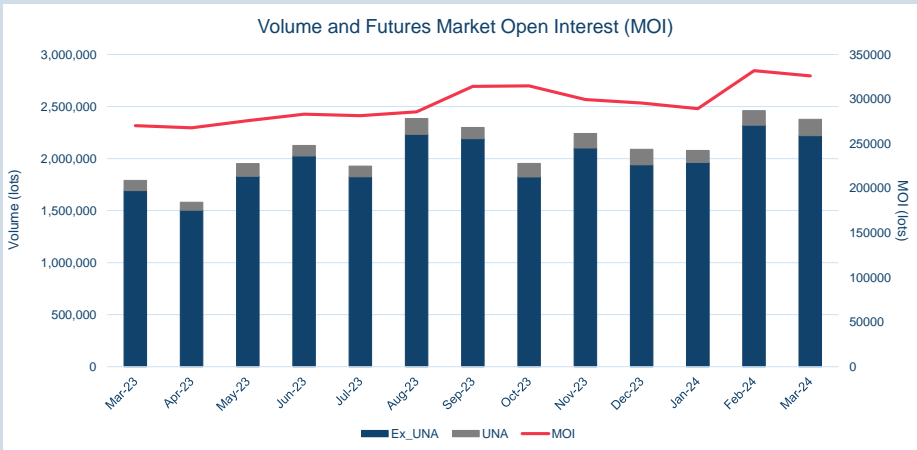
Warehouse Stock - Mar-24	
Delivered In	395
Delivered Out	-1,490
Net	-1,095

Warehouse Stock - Year to Date	
Delivered In	1,845
Delivered Out	-4,960
Net	-3,115



Cash	
Average	\$2,462.40
Minimum	\$2,362.50
Maximum	\$2,535.00

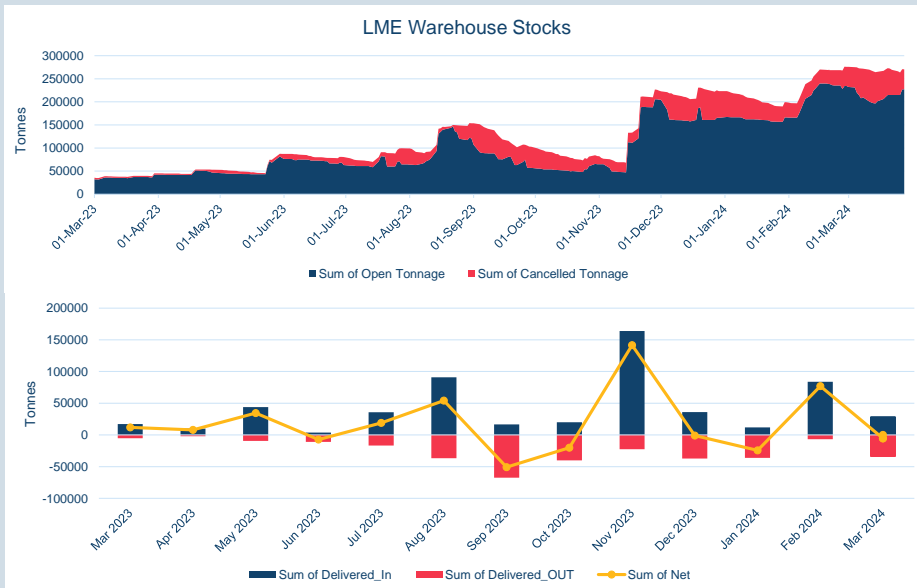
3M	
Average	\$2,504.68
Minimum	\$2,408.00
Maximum	\$2,572.50



Volume (ex UNA) Mar-2024	
Lots	2,219,823

Volume (inc UNA) Mar-2024	
Lots	2,377,601
Tonnes	59,440,025

Volume Year To Date	
Lots	6,916,180
Tonnes	172,904,500



Warehouse Stock - Mar-24	
Delivered In	28,850
Delivered Out	-34,275
Net	-5,425

Warehouse Stock - Year To Date	
Delivered In	124,575
Delivered Out	-77,275
Net	47,300